

Central Minnesota

C M W A

Woodworker's Association

NEWSLETTER

NOVEMBER 2022

COMING UP AT OUR NOVEMBER MEETING SAFETY IN THE WOODSHOP

Safety will be the topic for the November meeting. Our Vice President, Mike Ross will be doing a live demonstration of the Sawstop flesh sensing technology. If you've never seen this in local wood shows or classes, you'll want to see the instantaneous action of this saw's technology.

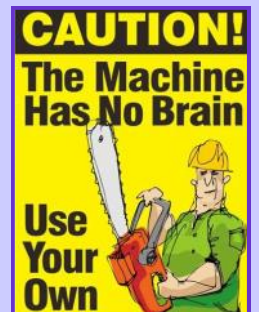


We promise no one will be hurt, just maybe a hot dog or two...




Charlie Gunderson will talk about first aid and shop injuries.

We will also cover shop safety.



🌲
 Our December 21 meeting will be a holiday potluck. We will start earlier at 6pm and there won't be a program. Please plan on bringing a dish to share.
 Our December open shops are scheduled for December 1, and December 13 from 6pm to 9pm.



IN THIS EDITION

“FROM THE BENCH”-Don Peterson	2
OCTOBER MEETING — Design Concepts	3
MITER and FOLDED VENEERED BOX	4
TABLE SAW JIGS with Bob Van Dyke	4
UPCOMING EVENTS	5
CENTRAL MN ARTS BOARD GRANT	5
UPCOMING MEETINGS	6
OCTOBER JOY OF WOODWORKING CLASS	6
UPCOMING MULTI-DAY CLASSES	7-10



FROM THE PRESIDENT'S BENCH
Don Peterson - CMWA President

It has been a whirlwind month! Along with all the fall cleanup and prep at home we wrapped up the Joy of Woodworking Class with Mark Voigt, prepared for the Bob Van Dyke classes, and successfully held both the veneer class and the table saw jig class. Both were great classes. It was an opportunity to get to know Bob and learn some new techniques. Everyone finished the class projects successfully and had a good time doing so. I want to thank Mike Ross, Glenn Street, and Rollie Johnson for spending a couple days with me preparing material for the classes.

The October design meeting was interesting. It is a little intimidating to bring in projects for a critique but worth it to hear a professional opinion. Both of our presenters enjoyed the night.

Our open shop time continues to go well. I would recommend stopping in on an open shop night even if you don't have a project to bring in.

We will have some volunteer opportunities coming up in December. We will be making some building modifications in support of the grant we received.

Looking forward to seeing you all at the November safety meeting.

Stay safe,
 Don Peterson

CMWA 2020 BOARD OF DIRECTORS

- | | |
|-------------------|-------------------|
| President | Don Peterson |
| Vice President | Mike Ross |
| Secretary | Shawn Jarvis |
| Treasurer | Kurt Zniewski |
| Director at Large | Tim DuBois |
| Director at Large | Charlie Gunderson |
| Director at Large | Rollie Johnson |
| Director at Large | Mark Voigt |
| Director at Large | Dan Steffens |
| Director at Large | Gail Ivers |
| Director at Large | Scott Lenzen |
| Director at Large | Charlie Meyer |
| Past President | Devin Middendorf |

- | | |
|------------|--|
| WEBSITE | Linda Saehr-Miller |
| | Cal Miller |
| NEWSLETTER | Tom Rosga |
| | trosqa@scicable.com |

WANT TO CONTACT A BOARD MEMBER?

Try: cmwa.member@gmail.com



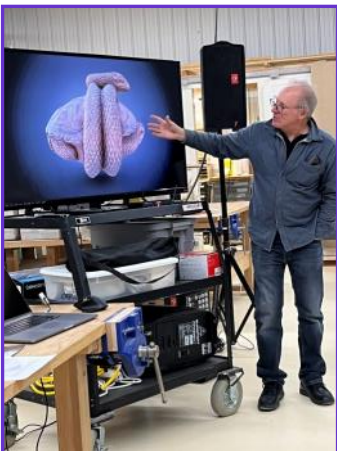
The CMWA is a group of men and women from around the St. Cloud, MN area who share a common interest in the art and business of woodworking.

We meet monthly and share information, techniques, and topics of interest in woodworking.

www.thecmwa.com

OCTOBER MEETING—DESIGN CONCEPTS

The October meeting was dedicated to general design concepts. We had two excellent presenters, both from St. Cloud State University: Bill Gorcica, who teaches integrated Media and Graphic Design, and Merle Sykora, a fiber artist who taught art for 36 years, 32 at St. Cloud State. (You can view his work at the St. Cloud State library and the Great River Regional Library downtown St. Cloud. Bill's presentation focused on principles of design. He provided us with a list of terms for discussing artworks (see attached/below). Using 3D images for various artworks from the Minneapolis Institute of Art and pieces he had brought in, he encouraged the members share their reactions. Merle then joined the discussion and critiqued various pieces members had brought in; he offered suggestions and encouragement and was clearly impressed by the quality of the work and the technical skill of the members. The meeting was a great opportunity for members to think beyond woodworking. At the end of the meeting, members had the opportunity to speak individually with Bill and Merle. Many thanks to the presenters and the members who shared their work.



BUILD A MITER FOLD AND VENEERED BOX WITH BOB VAN DYKE



This three day class ran from October 24 through the 26th. Bob instructed us in building a mitered box with a veneered top. The focus of the class was on veneering. We covered everything veneer, from selecting it, to gluing it to a substrate, and finishing it. Bob demonstrated book-matching, four way book-matches, and all the techniques to be successful. Veneer saw use and sharpening was covered as well as what type of glue to use. We used Titebond, Old Brown Glue, and two varieties of Unibond glue. The class was a great introduction to veneering as well as an excellent refresher course. Bob is a great instructor with a wealth of knowledge and experience. He made the subject material very interesting.

MAKING TABLE SAW JIGS AND FIXTURES WITH BOB VAN DYKE



This three-day class, October 27, 28, & 29 immediately followed the veneer class. In the class we made a tenon slider, a base straddle the fence fixture with high and low fences and the high tech L-Fence. We also made zero clearance inserts, and a couple types of stops. The main construction material was Baltic birch plywood. Bob brought all the necessary hardware. Along the way we covered numerous table saw use tips, how to use the jigs we were making, and table saw safety. The jigs both extend what can be done on the table saw and make many operations easier. Articles on the construction of these jigs are available through Fine Woodworking. This was a great class for building these specific jigs and also picking up a wealth of other tips and techniques.

COMING UP: NOVEMBER MEETING: SAFETY & A SAWSTOP DEMO

As mentioned on the front page, safety will be the topic for the November meeting. We will be doing a live demonstration of the Sawstop flesh sensing technology. We will also cover shop safety.

Our December 21 meeting will be a potluck. We will start earlier at 6pm but there won't be a regular program. Please bring a dish to share.

OPEN SHOPS are scheduled for December 1, and December 13 from 6pm to 9pm.

Our new 2023 classes are scheduled starting in January and lasting until April. They are listed on pages 7-10.

Remember: First come, first reserved. The classes are limited in size in order to facilitate a more personal experience.

CENTRAL MINNESOTA ARTS BOARD GRANT AWARDED

To the members of the CMWA, MMAW, and CMWC:

We are pleased to announce that we have been awarded a grant from the Central Minnesota Arts Board. It is a Legacy Fund grant for the purchases of video equipment to be used by the 3 clubs at the Paramount Technical Site.

The Legacy Fund is part of the sales tax revenue Amendment that was passed in 2008.

We will be looking for equipment and purchasing it in the first part of 2023. Before then we will be working on the building to get it ready. We will be looking for help in removing some of the storage bays and building a divider wall that the TVs will be mounted on.

We are also going to pipe water to the back of the building. If any one has some $\frac{3}{4}$ in PEX pipe (we need some where around 60 feet, PEX fittings and 2 or $3\frac{3}{4}$ inch ball vales. Let us know if you can help with this.

This is the link to the [Arts Board announcement](#).

Fred Schmoll MMAW


Don Peterson CMWA

Brenda Lodermeier CMWC

The Joy of Woodworking Class - Mark Voigt-Instructor

This class finished up on October 17. Four students completed the tray project over three Monday nights. The class provided an introduction to woodworking and the safe use of power shop equipment. They constructed their trays from woods including spalted maple, walnut, and vertical grain fir.





THE CENTRAL MINNESOTA WOODWORKER'S ASSOCIATION

in partnership with the

PARAMOUNT CENTER FOR THE ARTS

is offering the following classes for 2023.

CLASS SCHEDULE

All classes and events are held at the Paramount Tech Center
248 33rd Ave South
Waite Park, MN 56387

Registration is open for classes listed on the Paramount web site. Follow the link below to see the listings for all upcoming Paramount classes that are organized by the month.
<https://paramountarts.org/calendar/>

Class information is also available at - www.thecmwa.com

BUILDING A BLUEBIRD HOUSE

January 16 & 17

6pm to 8:30pm

Instructor—Mark Voigt
Tech Center, Waite Park, MN

Fee: \$65 - All materials included for one bluebird house are included.

The perfect class for someone interested in an introduction to art of woodworking and bird enthusiasts alike! The step-by-step guidance of Mark will present students with an opportunity to safely work with basic hand tools to assemble pre-cut boards to create a beautiful bluebird house for your yard. Materials also include a metal stake for mounting your birdhouse, helping keep your feathered friends safe in the summer and easy for you to clean and store during the winter.



*We also welcome students who complete their bluebird house to consider the option of creating an additional hanging wren house! Additional materials fee for the wren house not included in the tuition.

Register here: https://paramountarts.org/event/bluebirdhouse_jan2023/

MAKE A KUMIKO PANEL

January 24 & 25 6pm to 9pm

Tech Center, Waite Park

Instructor—Wayne Peterson

Fee: \$65 materials to build one panel included

Kumiko is a uniquely Japanese style of woodwork. The process involves interconnecting carved wooden pieces together, in intricate patterns, to create a finished panel. In this class you will create Kumiko panel using hand tools. We will make the Asanoha pattern, a popular Kumiko pattern.

Guide blocks for use in the class and materials for one panel are provided.

Wayne Peterson teaches Kumiko panel construction in Kansas City MO.

No previous experience necessary.

This panel can be framed or incorporated into a box in our February 7 & 8 Picture frame class or March 7 & 8 Mitered Box Class.

Register here: https://paramountarts.org/event/kumikopanel_012023/



BUILD A PICTURE FRAME

February 8 & 9- 6pm to 9pm

Tech Center, Waite Park

Instructor—CMWA Staff

Fee: \$65 materials to build one panel included

In this two-evening class make a beautiful wood picture frame to hold an 8 X10 photo. Learn basic woodworking skills needed to cut, mill, and assemble the frame. We will use the table saw, router, and various hand tools. No experience necessary.

This frame can also be made to hold the Kumiko panel made in the January 24 class.

No previous experience necessary. Material for one picture frame included.



Register here: https://paramountarts.org/event/frame_022023/

BUILD A LIVE EDGE BENCH

February 25 & 26— 9am to 4pm

Tech Center, Waite Park

Instructor—Grant Kaihoi

Fee: \$250 plus material fee of about \$100 to the instructor




A hands-on experience taking a live edge slab and transforming it into a well-designed bench. Goals for the class include getting comfortable with modern wood working techniques, how to approach furniture design and some introspection and heightened self-awareness as we struggle and inevitably succeed at build some beautiful furniture.



Students will get to use tools including the Festool track saw and Domino. As well as fundamental tools like table saws and routers. Making a waterfall mitered leg and inlaying bow ties will be the focal points of the class. Students will go home with a finished bench roughly 30"Long, 10 to 14"Wide, and 18" Tall.

Register here: https://paramountarts.org/event/liveedge_022023/




Build a Mitered Box

March 7 & 8 6pm to 9pm

Tech Center, Waite Park

Instructor—CMWA Staff

Fee: \$70 materials to build one box included



In this two-evening class make a beautiful, mitered box. Learn basic woodworking skills needed to cut, mill, and assemble the box. We will use the table saw, router, and various hand tools. No experience necessary.

This box can be made to hold the Kumiko panel made in the January 24 class.

No previous experience necessary.

Register here: https://paramountarts.org/event/miteredbox_032023/

The Joy of Woodworking with Mark Voigt

Three Mondays April 10, 17 & 24, 2023, , 6pm to 9pm

Instructor—Mark Voigt

Fee: \$135

Experience Level: Beginner, no prior experience needed

In this class, you will learn how to safely use the Jointer, Table Saw, Band Saw, Planer, Router and various sanders. The project you will create while learning safe operating skills with these basic woodworking machines will be an elegant serving tray. Elements of joinery, design, wood selection and finishing will be part of your hands on woodworking experience.



Register here: https://paramountarts.org/event/introwoodworking_042023/



127 6TH AVE N., ST.

**BE PART OF OUR GROUP BY
ADVERTISING WITH US!**

cmwa.member@gmail.com

for advertising opportunities on our webpage and
in this monthly newsletter!

**FREE 284-Page
Woodworking Tools Catalog**


For a free copy, call or click here.
1-800-683-8170 www.leevalley.com
Lee Valley & Veritas®

**Huge assortment of cabinet and
furniture hardware in stock.
Over 12,000 items!**

Titebond Adbestres Abrasives Clamps
Hinges Slides Decorative Hardware

Toll Free: 1-800-383-0130
24 hr. Fax: 1-888-811-5850
Web: www.wwhardware.com
Email: info@wwhardware.com

Call for our **FREE 624 page
specification catalog**
Woodworker's Hardware
PO Box 180, Oak Rapids, MN 56479
NOTE: All orders will be shipped Speedee or UPS



Central Minnesota Woodworkers Association
c/o Paramount Center for the Arts
913 West St. Germain Street
St. Cloud MN 56301

2022 ANNUAL MEMBERSHIP RENEWAL

By becoming a member of The Central Minnesota Woodworkers Association, you can take advantage of these benefits!

- ◆ Monthly Educational Meetings
- ◆ Networking with area woodworking enthusiasts
- ◆ Guest Speakers and Seminars
- ◆ Discounts at retailers & mail catalogs
- ◆ Our monthly newsletter by email
- ◆ An ability to ask questions of members through the CMWA web Site

Existing Member Name: Name _____

Any changes to Address, Phone or Email ? _____

New Member Name: _____

Address : _____

Phone : _____

Email: _____

2022 Dues Renewal: \$30

Donations: (Any amount is appreciated) \$ _____

We are a volunteer club.
A little help from all of us makes it all easier!

Check out our Web Site for Club Meetings and topics

www.TheCMWA.com