

Central Minnesota

C M W A

Woodworker's Association

NEWSLETTER

AUGUST

2022

SHARPENING YOUR TOOLS

We hope you enjoyed last month's summer picnic! Now it's back to "learnin time".

We've got another educational topic sure to give you answers of how to sharpen your tools. Our appreciation of really sharp tools depends our skill in maintaining the efficiency of those tools.

Whether it be knives, scissors, wood chisels, or wood plane blades that we need to maintain a really keen edge on, it's one of those chores that maybe you'd rather not take time for. Like thinking sanding our projects is tedious, this task goes much easier if we employ the right tools and equipment to make the job go quicker. And nothing should be easier than being able to jump right into it, sharpen the needed tools, and go right on to the work we'd rather be doing.

It's also a nice short exercise to begin your work session with. You may even find some different ways to complete your day's work as your "grinding" away at your sharpening station.



THEN,

This class will show you the equipment available and the methods used to make that dreary chore...FUN! There are so many tool improvements and accessories to this part of our wood-working routine than there were a few short years ago.

So be there, or be "dull", and learn what our presenters can teach you; you'll be glad to one of the many questions that arise during these classes!



AND NOW.

OPEN SHOP NIGHTS

SEPTEMBER

Thursday, September 1, 6 to 9 pm
Tuesday, September 6, 6 to 9 pm

IN THIS EDITION

 DIGITAL 10 page Edition

"FROM THE BENCH" -Don Peterson	2
2022 PICNIC PICTURES	3
AUGUST SHARPENING SHOW	4
UPCOMING EVENTS	5
LED LIGHT BULBS	6
UPCOMING CLASS—MARQUETRY	7
UPCOMING CLASS—BOXES AND JIGS	8
UPCOMING CLASS—BLUEBIRD HOUSE	9
NEW BUY-SELL-TRADE PAGE	9

FROM THE PRESIDENT'S BENCH



Don Peterson - CMWA President

It was great to see everyone at the picnic last month. It was a nice break from the usual meeting schedule. The display of work by our membership was very impressive. We will plan on bringing that back next year.

I am looking forward to the August meeting and taking a deep dive into sharpening. Everybody has their own opinion and methods. It always leads to a lively discussion. It will also be a great opportunity for anyone starting their woodworking journey to get a look at what is available, understand how to use the tools, know what the costs are, and learn what is available at the CMWA shop.

Looking ahead to the September meeting on design is exciting. The design phase of a project can be difficult. It will be helpful to get some guidelines and here from a professional on the topic. Our open shops have been going well. The second open shop in August was a busy one. I would recommend stopping in even if you would like to talk through something you are working on.

Looking forward to seeing you all at the August sharpening meeting.

Stay safe, Don Peterson

CMWA 2020 BOARD OF DIRECTORS

- | | |
|-------------------|-------------------|
| President | Don Peterson |
| Vice President | Mike Ross |
| Secretary | Shawn Jarvis |
| Treasurer | Kurt Zniewski |
| Director at Large | Tim DuBois |
| Director at Large | Charlie Gunderson |
| Director at Large | Rollie Johnson |
| Director at Large | Mark Voigt |
| Director at Large | Dan Steffens |
| Director at Large | Gail Ivers |
| Director at Large | Scott Lenzen |
| Director at Large | Charlie Meyer |
| Past President | Devin Middendorf |


- | | |
|------------|--|
| WEBSITE | Linda Saehr-Miller |
| | Cal Miller |
| NEWSLETTER | Tom Rosga |
| | trosqa@scicable.com |

WANT TO CONTACT A BOARD MEMBER?

Try: cmwa.member@gmail.com

NEW FEATURE BY THE EDITOR

WHAT KINDA WOOD IS THAT..?



Every month the front banner will feature a new kind of wood. If you think you know, the correct guess will be disclosed with your name in the next newsletter.

HINT: It doesn't grow in the continental USA.

SEND YOUR GUESS TO ME:

trosqa@scicable.com



The CMWA is a group of men and women from around the St. Cloud, MN area who share a common interest in the art and business of woodworking.

We meet monthly and share information, techniques, and topics of interest in woodworking.

www.thecmwa.com

CMWA PICNIC HIGHLIGHTS

Our annual July membership picnic turned out great! We had around 40 people in attendance. Our thank you's go out to Charlie Meyer for the excellent job in the cooking department. And Charlie and Tim DuBois picked up all the food and supplies. Our set-up and clean up crew included Mike Ross, Tim DuBois, Don Peterson and Charlie Meyer for which we appreciate their making this event go smoothly! And also, thank you home cooking members for bringing a dish to share with the group!.

This year, for the first time, we asked members to bring in some of their projects to display at the picnic. We had a great response. There are some very talented woodworkers in our Association. We may have to continue this addition to our summer picnic event.

Door prize drawings was held for gifts including four saw blades, gift certificates for Menard's, Rockler, and Woodcraft, and a Bosch Colt router. The Grand Prize winner was Jerry Koltes who won the Bosch router. Other winners included Angelo Gambrino, Glenn Street, Devin Middendorf, John Wilson, Kurt Zniwski, George Reisdorf.




COMING UP AT OUR AUGUST MEETING:



FLAT GRANITE
with SANDPAPER


Sharpening tools is our topic for this month. We will start with an overview of what constitutes the degree of sharpness and what tools we can use to achieve that. After the overview we will have demonstration tables set up for differing sharpening methods including sandpaper, waterstones, diamond stones, sharpening machines such as Worksharp, Tormek, and examples of all the jigs available to help you achieve that perfect edge. You will be able to get your sharpening questions answered here and leave with information about where to buy the tools demonstrated.




LEATHER STROPS
& HONING COMPOUND




JAPANESE STONES



DIAMOND STONES



WOOD PLANE GUIDES



TORMEK SHARPENER

COMING UP AT OUR SEPTEMBER MEETING:

We are planning on a field trip for the September meeting. Details are almost finalized. We may have to adjust our meeting date , but more details will follow soon.

UPCOMING EVENTS

MINNESOTA WOODWORKERS GUILD WOOD EXPO

September 24, 9 am to 3 pm

We will have a table at this event to be held at the Bloomington Armory. It will be a good show that includes demonstrations, vendor displays, vintage and new tool sales, and displays and information from tool manufacturers.

For more information click this link: <https://www.mnwwg.org/>

Minnesota Woodworkers Guild
Woodworkers Expo

Saturday 24 September 2022
9 AM - 3 PM
Bloomington Amory
3300 W 98th St



Tool & Lumber Swap
Vendor Displays
Seminars
Food & Fellowship

Free & Open to the Public

WoodworkersExpo.org
SPONSORED BY THE MINNESOTA WOODWORKERS GUILD (mnwwg.org)

CONVERTING TO TUBULAR LED BULBS

Submitted by Glenn Street

About 15 years ago, I reluctantly installed *fluorescent*, rather than LED fixtures in my shop. At the time, I knew that LED lighting was ~50% more energy efficient than fluorescent lighting and less toxic for the environment (mercury free), but shied away from it because it was a new, expensive and unproven technology.



However, when a ballast recently failed in my shop, causing a bank of four fluorescent bulbs to go dark, I revisited the possibility of installing LED lighting. Fortunately, LED tubular bulb technology has come a long way. It is now an affordable, versatile and reliable option. I took the plunge and ordered LED bulbs to replace the 4' long T8 fluorescent bulbs and ballasts in my shop. I was able to use the existing fluorescent fixtures after rewiring their bulb receptacles for "single ended" AC power and removing the ballasts. At that point, it was simply a matter of swapping bulbs.

I like the new shop lighting. It is a bright (2100-2500 lumens/bulb), vibrant (4100 Kelvin; neither yellow nor blue), quiet (no hum), pleasant (no flicker) and reliable (estimated lifespan of 50,000 hours, 5 year warranty) light source. I also appreciate the bulbs being more energy efficient and free of mercury gas. I would definitely recommend tubular LED lighting to anyone considering it for their workshop.



Before switching to LED lighting, you will want to become familiar with the characteristics of LED tubular bulbs. The three major characteristics to be aware of are: 1) brightness measured in lumens, 2) tint or color temperature measured in Kelvins and 3) pros and cons of ballast and bypass-ballast wiring options. Because there are many good on-line sources for this information, they are not discussed here.

I'm not a fan of the integrated LED light fixtures sold at the box stores. When they fail, the entire fixture ends up in the landfill, as opposed to a single bulb that needs replacing.



127 6TH AVE N., ST.

**BE PART OF OUR GROUP BY
ADVERTISING WITH US!**

cmwa.member@gmail.com

for advertising opportunities on our webpage and in this monthly newsletter!

FREE 284-Page
Woodworking Tools Catalog

For a free copy, call or click here.
1-800-683-8170 www.leevalley.com
Lee Valley & Veritas

Huge assortment of cabinet and furniture hardware in stock.
Over 12,000 items!

Toll Free: 1-800-383-0130
24 hr. Fax: 1-888-811-9850
Web: www.wwhardware.com
Email: info@wwhardware.com

Call for our FREE 624 page specification catalog
Woodworker's Hardware
PO Box 180, Sauk Rapids, MN 56379
NOTE: All orders will be shipped Speedee or UPS

UPCOMING CLASSES

All classes and events held at the
Paramount Tech Center
248 33rd Ave South
Waite Park, MN 56387

Serving Tray with Marquetry

Six Mondays, September 12, through October 17, 2022

6pm to 9pm

Marquetry Instructor—Don Peterson

Serving Tray Instructor—Mark Voigt

Fee: \$ TBD

Experience Level: Beginner, no prior experience needed

This is a two-part class. In part one of this class you will create a marquetry panel to be incorporated into the serving tray built in part two. We will cover veneer selection, preparation, pattern cutting, assembly, and finishing.

In part two of this class, you will learn how to safely use the Jointer, Table Saw, Band Saw, Planer, Router and various sanders. The project you will create while learning safe operating skills with these basic woodworking machines will be an elegant serving tray. Elements of joinery, design, wood selection and finishing will be part of your hands on woodworking experience.



https://paramountarts.org/event/marquetry_sep2022/
<https://paramountarts.org/event/>

UPCOMING CLASSES- Events held at:

Paramount Tech Center
248 33rd Ave South
Waite Park, MN 56387

Build a Miter Fold & Veneered Box with Bob Van Dyke- 3 days

October 24, 25, & 26, 2022

Instructor—Bob VanDyke

Fee: \$450 + materials

If you have ever done any re-sawing then you know how cool a book matched panel can be. When you incorporate veneers into your work the possibilities for creating spectacular patterns are almost endless! Book matching is the simple one- but what about radial matching or “book & butt”? In this hands-on class students will each make a small “Miter Fold” box out of walnut and while doing that we will explore the endless possibilities of working with veneer create a striking top for the box.



to



https://paramountarts.org/event/vandykemiterfold_oct2022/

Making Tablesaw Jigs & Fixtures with Bob Van Dyke—3 days

October 27, 28, & 29, 2022

Instructor—Bob VanDyke

Fee: \$450 + materials

The idea of making jigs and fixtures for the tablesaw is always one that creates a lot of debate. Some people insist that they are not worth it and “just do it by hand” while other people love coming up with intricate fixtures that do a specific job really well. Bob’s approach is somewhere in the middle- will the jig be useful enough to be used over & over again and is it better than one that can be easily purchased? This class is Not a beginning tablesaw class. Participants must have some working experience with tablesaws & routers. Note: because of the design of the jigs for the table saw you must have a table saw with a Biessmeyer type fence (i.e., Sawstop, Jet, Powermatic). Bench top or “Job site” saws will not work with these jigs. Specify type of saw you own when registering.



https://paramountarts.org/event/vandyketabllessawjig_oct2022/

BUILDING A BLUEBIRD HOUSE

January 16 & 17

6pm to 8:30pm

Instructor—Mark Voigt

Tech Center, Waite Park, MN

Fee: \$65 - All materials included for one bluebird house.



The perfect class for someone interested in an introduction to art of woodworking and bird enthusiasts alike! The step-by-step guidance of Mark will present students with an opportunity to safely work with basic hand tools to assemble pre-cut boards to create a beautiful bluebird house for your yard. Materials also include a metal stake for mounting your birdhouse, helping keep your feathered friends safe in the summer and easy for you to clean and store during the winter.

*We also welcome students who complete their bluebird house to consider the option of creating an additional hanging wren house! Additional materials fee for the wren house not included in the tuition.



https://paramountarts.org/event/bluebirdhouse_jan2023/

BUY-SELL-TRADE

A place for CMWA members to find new stuff and trade the old stuff!

Send your ad and pictures to: trosga@scicable.com

COMING SOON: BASSWOOD AND BUTTERNUT!

LIMITED QUANTITIES & SIZES- CMWA fundraiser




FOR SALE: RED OAK

2000 bd. ft. of red oak. Available to members for \$1 board foot at all events.



FOR SALE: Vertical Grain Fir

A pallet of beautifully clear 2" thick Vertical Grain Fir. Four ft. boards-\$4 — two foot boards-\$2. Available at all upcoming meetings and events. CMWA fundraiser



Central Minnesota Woodworkers Association
c/o Paramount Center for the Arts
913 West St. Germain Street
St. Cloud MN 56301

2022 ANNUAL MEMBERSHIP RENEWAL

By becoming a member of The Central Minnesota Woodworkers Association, you can take advantage of these benefits!

- ◆ Monthly Educational Meetings
- ◆ Networking with area woodworking enthusiasts
- ◆ Guest Speakers and Seminars
- ◆ Discounts at retailers & mail catalogs
- ◆ Our monthly newsletter by email
- ◆ An ability to ask questions of members through the CMWA web Site

Existing Member Name: Name _____

Any changes to Address, Phone or Email ? _____

New Member Name: _____

Address : _____

Phone : _____

Email: _____

2022 Dues Renewal: \$30

Donations: (Any amount is appreciated) \$ _____

We are a volunteer club.
A little help from all of us makes it all easier!

Check out our Web Site for Club Meetings and topics

www.TheCMWA.com