



2022 YEAR IN REVIEW

CMWA EVENTS AND ACCOMPLISHMENTS

2022 was a big year for the CMWA.

We all struggled to get back to more normal after the pandemic experience. The club has had to work to regain momentum. I would say we are doing well on regaining our momentum. Here are a few highlights from 2022:

We set up and successfully operated a TrueTrac slab flattening system. Mark Voigt taught two sessions of “The Joy of Woodworking”

We formed a working group with the other building occupants, Woodturners, Woodcarvers, and Ceramic group. We applied for, and were awarded, a \$5000 technology grant to upgrade the video / audio systems.

Took a field trip to Bayer Built in Belgrade.

Built a gallery display wall for the Paramount Art Gallery.

Participated in the Minnesota Woodworkers Guild Wood Expo.

Made a significant tool and tooling purchase for the shop. This filled in a lot of the gaps in our tooling. It really paid off.

Held two- three-day classes conducted by Bob Van Dyke .

Tom Rosga took over as newsletter editor and Cal and Linda Miller are taking over the website.

All this in addition to a regular meeting program schedule and two open shops per month.


Thanks to all the volunteers that made it a great year. DA

DON'T MISS IT!

OUR DECEMBER HOLIDAY POTLUCK HAS BEEN POSTPONED UNTIL

WEDNESDAY, JANUARY 18

DETAILS ON PAGE 7



IN THIS EDITION

“FROM THE BENCH”-Don Peterson	2
NOVEMBER MEETING-SAFETY PROJECT: “THE WALL”	3 4
OPEN WORKSHOP—DECEMBER 1	5
WOOD & LUMBER SWAP MEET	6
“MORE THAN A BIRD FEEDER” - GALE IVERS	6
2023 UPCOMING MEETING SCHEDULE	7
2022 CHRISTMAS POT LUCK PARTY	7
UPCOMING MULTI-DAY CLASSES	8-10



FROM THE PRESIDENT'S BENCH
Don Peterson - CMWA President

HAPPY HOLIDAYS!

There is no doubt that we will have a white Christmas this year.

Our big accomplishment in the last month was completion of the wall between the woodworking and clay areas. We can look forward to starting 2023 with a new permanent video audio system, I want to personally thank everyone who volunteered to help with this job. We can always count on putting a crew together for whatever project needs work. That kind of volunteerism really moves the club forward.

The November safety meeting was great. I enjoyed seeing the hot dog survive a table saw cut. First time I have seen that. Thanks Charlie Gunderson for a first aid and safety talk.

Sorry we had to cancel open shop on December 13. The weather seemed a little risky.

Our potluck is being re-scheduled for January at our normal time, January 18th, at 6pm. Looking forward to seeing you all then.

Stay safe,
 Don Peterson



CMWA 2022 BOARD OF DIRECTORS

President	Don Peterson
Vice President	Mike Ross
Secretary	Shawn Jarvis
Treasurer	Kurt Zniwski
Director at Large	Tim DuBois
Director at Large	Charlie Gunderson
Director at Large	Rollie Johnson
Director at Large	Mark Voigt
Director at Large	Dan Steffens
Director at Large	Gail Ivers
Director at Large	Scott Lenzen
Director at Large	Charlie Meyer
Past President	Devin Middendorf

WEBSITE: Linda Saehr-Miller
 NEWSLETTER: Cal Miller
 Tom Rosga
trosqa@scicable.com

WANT TO CONTACT A BOARD MEMBER?
 Try: cmwa.member@gmail.com



The CMWA is a group of men and women from around the St. Cloud, MN area who share a common interest in the art and business of woodworking.

We meet monthly and share information, techniques, and topics of interest in woodworking.

www.thecmwa.com

NOVEMBER MEETING—SAFETY

The November meeting was dedicated to safety in the workshop. Mike Ross gave a short presentation about the **SawStop's** safety features and showed the various parts that make up the blade and braking system. He loaded a fresh new hot dog into the new wooden demonstration table sled, and turned the saw on to conduct the test. As soon as the wiener was pushed towards the blade and merely touched the whirring saw blade, **BANG!** The **SawStop** mechanism stopped blade instantaneously. If you missed our meeting, you can duplicate this at home. All it takes is nerves of steel (if you use your fingers) and around \$100 for a new blade brake module, plus possible a damaged saw blade. Of course, this is all cheaper than a trip to the emergency room.

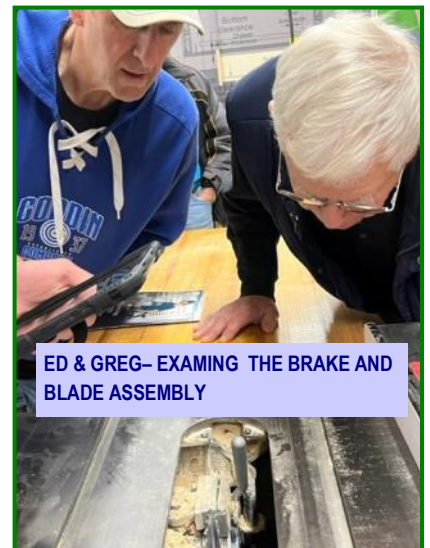
Thanks to Dan Steffens for procuring the items for the demo.



SAWSTOP COMPONENTS



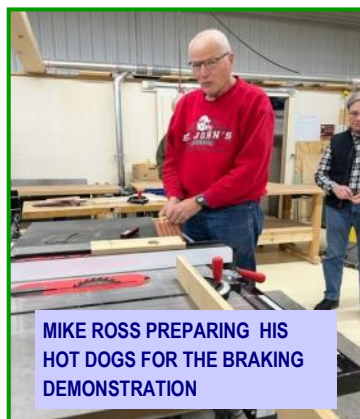
SAWSTOP MECHANISM



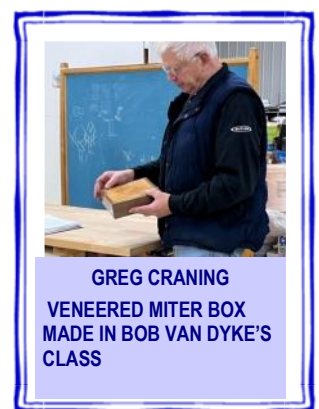
ED & GREG— EXAMING THE BRAKE AND BLADE ASSEMBLY



MIKE ROSS DISPLAYING THE SAWSTOP BRAKE CARTRIDGE ALONG WITH THE HOT DOG SLED



MIKE ROSS PREPARING HIS HOT DOGS FOR THE BRAKING DEMONSTRATION



GREG CRANING VENEERED MITER BOX MADE IN BOB VAN DYKE'S CLASS




CHARLIE GUNDERSON'S PUSH STICK





CHARLIE GUNDERSON-PARTS FROM HIS EMERGENCY KIT

“THE WALL” PROJECT

The wall separating the ceramic and woodworking areas has been built. We spent one day on demolishing the work area, and one day building the wall. Thanks to the volunteers that came out to help with this project. Art Buhs, Eddie Och, Rollie Johnson, Dan Steffens, Mike Ross, Don Peterson, Dave Lorenz, and Greg Kraning. The wall was built to separate the areas and to store the video and audio equipment that we are acquiring through the Central Minnesota Arts Board Grant.



OPEN SHOP-DECEMBER 1



Wood Sale and Tool Swap



JANUARY 28, 2023
9 am to 12 pm

Paramount Tech Center
 248 33 Ave S,
 Waite Park.MN

YOU CAN'T MISS THIS SALE

SPONSORED BY CMWA!!

We have accumulated some wood in the shop that needs to be sold. We will be holding a one day sale to move it out. It will be priced accordingly. In conjunction with this we will hold a tool swap. If you have some excess tools you would like to sell, bring them in that day and we will set up tables of items for sale. If you do bring in any, please plan to stay with them throughout the sale.



More than a Bird Feeder- Gail Ivers

I think it's safe to say that I'm the least experienced woodworker in the club. But I bet it's also true that I learned more woodworking skills in the last six months than any other member. And it's all thanks to the bird feeder pictured here, and a significant amount of patience and generosity on the part of club member, Tim Dubois.

We started with a broken bird feeder as our pattern, adjusting the pattern (such as it was) to be somewhat bigger than the original. To complete the feeder I used:

- miter saw
- table saw
- band saw
- chisel
- biscuit joiner
- drill, including different bits whose names I don't know, but whose purpose I understand
- router
- jointer
- planer
- nail gun
- staple gun
- clamps
- and more math than I've used since high school

When you look at this picture, you see a bird feeder. When I look at it, I see possibilities.

Gail Ivers

CMWA—2023 SCHEDULE


January 5 - Open shop
 January 10 - Open shop
 January 16 & 17 - **BLUE BIRD HOUSE CLASS**
 January 18 - January Meeting / **HOLIDAY POT LUCK**
 January 24 & 25 - **KUMIKO CLASS**
 February 2 - Open shop
 February 7 & 8 - **PICTURE FRAME CLASS**
 February 14 - Open shop
 February 15 - Meeting
 February 25 & 26 - **LIVE EDGE BENCH CLASS**
 March 2 - Open shop
 March 7 & 8 - **MITERED BOX CLASS**
 March 14 - Open shop
 March 15 - Meeting
 April 6 - Open shop
 April 10, 17, 24 - **JOY OF WOODWORKING CLASS**
 April 11 - Open shop
 April 19 - Meeting
 May 4 - Open shop
 May 9 - Open shop
 May 17 - Meeting

Jun 1 - Open shop
 June 13 - Open shop
 June 21 - Meeting
 July 6 - Open shop
 July 11 - Open shop
 July 19 - Meeting
 August 3 - Open shop
 August 8 - Open shop
 August 16 - Meeting
 September 7 - Open shop
 September 12 - Open shop
 September 20 - Meeting
 October 5 - Open shop
 October 10 - Open shop
 October 18 - Meeting
 November 2 - Open shop
 November 14 - Open shop
 November 15 - Meeting
 December 7 - Open shop
 December 12 - Open shop



You are invited to join the rest of your fellow CMWA members at our annual holiday potluck event on January 18th at 6:00 p.m. Join us for a fun evening of camaraderie with fellow woodworkers, their wives, and pals. Our sign-up list already include three salads, two appetizers, five main courses and two desert trays. Please fill in where you can; all food items will be greatly appreciated. Then, come for a fun evening before the chaos of the holidays! We wish all of our members happiness, and a happy and safe holiday!





THE CENTRAL MINNESOTA WOODWORKER'S ASSOCIATION

in partnership with the

PARAMOUNT CENTER FOR THE ARTS

is offering the following classes for 2023.

CLASS SCHEDULE

All classes and events are held at the Paramount Tech Center
248 33rd Ave South
Waite Park, MN 56387

Registration is open for classes listed on the Paramount web site. Follow the link below to see the listings for all upcoming Paramount classes that are organized by the month.
<https://paramountarts.org/calendar/>

Class information is also available at - www.thecmwa.com

BUILDING A BLUEBIRD HOUSE

January 16 & 17

6pm to 8:30pm

Instructor—Mark Voigt

Tech Center, Waite Park, MN

Fee: \$65 - All materials included for one bluebird house are included.

The perfect class for someone interested in an introduction to art of woodworking and bird enthusiasts alike! The step-by-step guidance of Mark will present students with an opportunity to safely work with basic hand tools to assemble pre-cut boards to create a beautiful bluebird house for your yard. Materials also include a metal stake for mounting your birdhouse, helping keep your feathered friends safe in the summer and easy for you to clean and store during the winter.



*We also welcome students who complete their bluebird house to consider the option of creating an additional hanging wren house! Additional materials fee for the wren house not included in the tuition.

Register here: https://paramountarts.org/event/bluebirdhouse_jan2023/

MAKE A KUMIKO PANEL

January 24 & 25 6pm to 9pm

Tech Center, Waite Park

Instructor—Wayne Peterson

Fee: \$65 materials to build one panel included

Kumiko is a uniquely Japanese style of woodwork. The process involves interconnecting carved wooden pieces together, in intricate patterns, to create a finished panel. In this class you will create Kumiko panel using hand tools. We will make the Asanoha pattern, a popular Kumiko pattern.

Guide blocks for use in the class and materials for one panel are provided.

Wayne Peterson teaches Kumiko panel construction in Kansas City MO.

No previous experience necessary.

This panel can be framed or incorporated into a box in our February 7 & 8 Picture frame class or March 7 & 8 Mitered Box Class.

Register here: https://paramountarts.org/event/kumikopanel_012023/



BUILD A PICTURE FRAME

February 8 & 9- 6pm to 9pm

Tech Center, Waite Park

Instructor—CMWA Staff

Fee: \$65 materials to build one panel included

In this two-evening class make a beautiful wood picture frame to hold an 8 X10 photo. Learn basic woodworking skills needed to cut, mill, and assemble the frame. We will use the table saw, router, and various hand tools. No experience necessary.

This frame can also be made to hold the Kumiko panel made in the January 24 class.

No previous experience necessary. Material for one picture frame included.



Register here: https://paramountarts.org/event/frame_022023/

BUILD A LIVE EDGE BENCH

February 25 & 26— 9am to 4pm

Tech Center, Waite Park

Instructor—Grant Kaihoi

Fee: \$250 plus material fee of about \$100 to the instructor



A hands-on experience taking a live edge slab and transforming it into a well-designed bench. Goals for the class include getting comfortable with modern wood working techniques, how to approach furniture design and some introspection and heightened self-awareness as we struggle and inevitably succeed at build some beautiful furniture.



Students will get to use tools including the Festool track saw and Domino. As well as fundamental tools like table saws and routers. Making a waterfall mitered leg and inlaying bow ties will be the focal points of the class. Students will go home with a finished bench roughly 30"Long, 10 to 14"Wide, and 18" Tall.

Register here: https://paramountarts.org/event/liveedge_022023/



Build a Mitered Box

March 7 & 8 6pm to 9pm

Tech Center, Waite Park

Instructor—CMWA Staff

Fee: \$70 materials to build one box included



In this two-evening class make a beautiful, mitered box. Learn basic woodworking skills needed to cut, mill, and assemble the box. We will use the table saw, router, and various hand tools. No experience necessary.

This box can be made to hold the Kumiko panel made in the January 24 class.

No previous experience necessary.

Register here: https://paramountarts.org/event/miteredbox_032023/

The Joy of Woodworking with Mark Voigt

Three Mondays April 10, 17 & 24, 2023, , 6pm to 9pm

Instructor—Mark Voigt

Fee: \$135

Experience Level: Beginner, no prior experience needed

In this class, you will learn how to safely use the Jointer, Table Saw, Band Saw, Planer, Router and various sanders. The project you will create while learning safe operating skills with these basic woodworking machines will be an elegant serving tray. Elements of joinery, design, wood selection and finishing will be part of your hands on woodworking experience.



Register here: https://paramountarts.org/event/introwoodworking_042023/

FREE 284-Page
Woodworking Tools Catalog

For a free copy, call or click here.
1-800-683-8170 www.leevalley.com
Lee Valley & Veritas



127 6TH AVE N., ST.

**BE PART OF OUR GROUP BY
ADVERTISING WITH US!**


cmwa.member@gmail.com

for advertising opportunities on our webpage and
in this monthly newsletter!

**Huge assortment of cabinet and
furniture hardware in stock.
Over 12,000 items!**

Toll Free: 1-800-383-0130
24 hr. Fax: 1-888-811-5850
Web: www.woodworkerhardware.com
Email: info@woodworkerhardware.com

Call for our **FREE 624 page**
specification catalog
Woodworker's Hardware
PO Box 180, Oak Rapids, MN 56479
NOTE: All orders will be shipped Speedee or UPS



Central Minnesota Woodworkers Association
c/o Paramount Center for the Arts
913 West St. Germain Street
St. Cloud MN 56301

2022 ANNUAL MEMBERSHIP RENEWAL

By becoming a member of The Central Minnesota Woodworkers Association, you can take advantage of these benefits!

- ◆ Monthly Educational Meetings
- ◆ Networking with area woodworking enthusiasts
- ◆ Guest Speakers and Seminars
- ◆ Discounts at retailers & mail catalogs
- ◆ Our monthly newsletter by email
- ◆ An ability to ask questions of members through the CMWA web Site

Existing Member Name: Name _____

Any changes to Address, Phone or Email ? _____

New Member Name: _____

Address : _____

Phone : _____

Email: _____

2022 Dues Renewal: \$30

Donations: (Any amount is appreciated) \$ _____

We are a volunteer club.
A little help from all of us makes it all easier!

Check out our Web Site for Club Meetings and topics

www.TheCMWA.com