

Central Minnesota

C M W A

Woodworker's Association

NEWSLETTER

OCTOBER

2022

WOOD PROJECT DESIGNS



We have something exciting planned for the October meeting, a presentation and “show-and-tell” focusing on the concepts of design. Much more goes into creating a piece than the woodworking skills we bring to the task. At this meeting, you’ll hear about general design concepts and have the chance to bring a piece of your own work to share and get feedback on.

PLEASE BRING IN PIECES FOR FEEDBACK

We have two experts who can offer advice on design, and your projects will add to the discussion. Members are still talking about how positive it was to share their work with our visiting artist. This is not an evening to critique our woodworking skills, but rather to encourage our thoughts on creative design.

SEE MORE INFORMATION ON PAGE #7

WHAT KINDA WOOD WAS THAT..?

Every month the front banner will feature a new kind of wood. If you think you know, the correct guess will be disclosed with your name in the next newsletter.

SEND YOUR GUESSES TO:
trosqa@scicable.com




LAST ISSUE'S WOOD WAS: Figured Koa wood (acacia) is found on The Big Island and in smaller volumes, Maui, Hawaii. It is illegal to cut live trees and must be pre-approved for harvest. See more at: <https://cutthewood.com/diy/what-is-koa-wood/>



THIS MONTH'S WOOD: This is more readily available in local woodstores. It's again, a hardwood, and is used in lumber form and also embellishments such as veneers, inlays, and banding. It's a bit brittle and can be a cause of a few splinters, but it has spectacular variegated figure when finished with oil!

IN THIS EDITION

 DIGITAL 10 page Edition

“FROM THE BENCH”-Don Peterson	2
September Road Trip / Factory Tour	3-4
October Turning Class	4
AUGUST MEETING – TOOL SHARPENING	5-6
AUGUST SHOW and TELL	6-7
OCTOBER MEETING– Project Design	8
UPCOMING EVENTS	9
UPCOMING MULTI-DAY CLASSES	10-11



FROM THE PRESIDENT'S BENCH Don Peterson - CMWA President

It is looking like fall is here. Dropping temperatures, shorter days, and more free time after fall clean-up is done makes for more quality woodworking time in the shop. I enjoy the transition and look forward to more woodworking.

Our sharpening meeting in August was great. It demonstrated how many ways there are to get tools sharp. We all have our own opinions about the best method, but the best advice is to pick one and stick with it. The September **Bayer Built** tour was very interesting. The material handling systems were amazing. I have Bayer doors in my house, so it was fun to see where they come from.

Our open shop time has been going well. September 1 was very busy. Our focus that night was slab flattening. Tim DuBois, with help from Charlie Meyer, ran the slab flattening system successfully. September 13 Mark Voigt and I assembled a veneered panel for use in the upcoming woodworking class. Other activities included sharpening, turning, and bird feeder construction. The October open shops were also very busy and included some of the other clubs we share the building with. I would recommend stopping in on an open shop night even if you don't have a project to bring in.

We have a busy fall coming up with twice a month open shops, meeting topics including design and safety, and the Bob Van Dyke classes. Be sure to bring in a project to the October meeting. Our presenters will be using our projects to guide the program and will offer a critique and comments about our projects.

Thank you to all the members of the MMAW who came out to teach us about turning on Oct 13.

Looking forward to seeing you all at the October design meeting.

Stay safe,
Don Peterson

CMWA 2020 BOARD OF DIRECTORS

President	Don Peterson
Vice President	Mike Ross
Secretary	Shawn Jarvis
Treasurer	Kurt Zniewski
Director at Large	Tim DuBois
Director at Large	Charlie Gunderson
Director at Large	Rollie Johnson
Director at Large	Mark Voigt
Director at Large	Dan Steffens
Director at Large	Gail Ivers
Director at Large	Scott Lenzen
Director at Large	Charlie Meyer
Past President	Devin Middendorf

WEBSITE	Linda Saehr-Miller Cal Miller
NEWSLETTER	Tom Rosga trosqa@scicable.com

WANT TO CONTACT A BOARD MEMBER?

Try: cmwa.member@gmail.com



The CMWA is a group of men and women from around the St. Cloud, MN area who share a common interest in the art and business of woodworking.

We meet monthly and share information, techniques, and topics of interest in woodworking.

www.thecmwa.com

SEPTEMBER ROAD TRIP - SEPTEMBER 28, 2022

BAYER BUILT WOODWORKS - BELGRADE , MN

Bayer Built Woodworks, Inc., located in Belgrade, Minnesota, was founded in 1983 by the Bayer family. They build and deliver pre-hung, made to order doors. The family's trucking business, [Bayer Trucking](#), enables next day delivery service.

Their initial product offering of interior pre-hung doors and moldings has expanded over the years to include stair systems, architectural columns and deck railings as well as pre-finished services and specialty capabilities

They introduced the [Acclimated Entry Systems](#) line of exterior doors in 2004, designed for the rigors and unpredictability of Midwest climate. They offer many options in each of our product categories so customers can customize their products to match their needs.

Bayer Built Woodworks and [Bayer Trucking](#) remain family owned companies that consists of over 450 team members, 375,000 square feet of warehouse, and more than 60 trucks dedicated to serving the needs of lumber retailers in 8 states across the upper Midwest.

PICTURES FROM THE BAYER BUILT FACTORY TOUR



SEE NEXT PAGE

MORE PICTURES FROM THE BAYER BUILT FACTORY TOUR




OCTOBER 12 TURNING CLASS

The MMAW turners provided a three hour lathe turning class on the morning of October 12th for 7 CMWA Club members. We had enough teachers for a one-to-one student to teacher ratio. It was a very enjoyable and informative class. The class subject was tailored to the individual with spindle turning and a little bowl turning. Thanks to the MMAW for a great program.



AUGUST MEETING HIGHLIGHTS- SHARPENING YOUR TOOLS


The August meeting was all about sharpening. After Rollie Johnson gave us an overview of what sharp is for woodworking tools, he covered using sandpaper to sharpen. Mark Voigt demonstrated the Work Sharp, Don Peterson demonstrated water stone and the Tormek wet grinding system, and Kurt Zniwski demonstrated diamond stones and using a strop to sharpen tools. There were jigs displayed for holding tools including those from Lee Valley, Lie Nielsen, and the Eclipse style. The club has a set of King water stones, granite with sandpaper, and the Tormek grinder with some accessories.



Rollie Johnson's discussion on sandpaper sharpening



Mark Voigt demonstrated the Work Sharp machine.



Don Peterson discussed tool sharpening with waterstones and diamond plates using tool holders and guides.

AUGUST MEETING HIGHLIGHTS- SHARPENING YOUR TOOLS



Don Peterson and the Torrmek sharpening machine with it's different available attachments.



Kurt Zniwski demonstrated diamond stones and final honing using a leather strop.




Kurt Zniwski adjusting a tool guide



L to R: 3 wood planes, 2 Japanese sharpening stones w/ holding frames, a diamond lap plate, chisel and chisel holder for sharpening, and a leather strop for a final honing.



ADDITIONAL SHOW AND TELL JOHN VOIGT—TRIVETS IN THREE DIFFERENT WOODS




AUGUST MEETING—SHOW AND TELL

MARK VOIGT- WALNUT CEDAR CHEST

The Joy of Woodworking- by Mark Voigt

The real joy of woodworking is when you get to make a keepsake/heirloom for someone you love. The walnut cedar chest I made for my son Alex and his bride Amandine was one of those opportunities. I started working on it in early May so I wouldn't be pressured to get it done for the August wedding.

I really got a lot of enjoyment from working on this project; with the highlight coming on the morning of the wedding when Alex and Amandine first saw the walnut cedar chest. They were speechless and teary eyed!



COMING UP AT OUR OCTOBER MEETING:

DESIGN AND DESIGN CRITIQUE

THE GUEST SPEAKERS FOR THIS MEETING ARE BOTH ART PROFESSORS FROM ST. CLOUD STATE UNIVERSITY.

Bill Gorcica is an interdisciplinary multimedia artist particularly interested in interactive art. With a background in both art and science, he produces work that combines traditional and new media, oftentimes addressing issues related how we as humans relate to nature.

Currently, Mr. Gorcica has been collaborating with Japanese and American scientists in the creation of an educational computer game about water quality by exploring different river ecosystems.

He has received a number of grants and fellowships for his creative work including a Bush Foundation Artist Fellowship in 3D Visual Arts, a Jerome Travel and Study Grant in New Media, a MN State Arts Board Artists Initiative Grant, and a Public Arts Research Grant from Forecast Public Art.

Bill has also been a Fulbright Scholar, spending nearly a year abroad, making graphic prints in Krakow, Poland.

Bill's presentation will focus on general design concepts—and he's thinking of becoming a new CMWA member!

The Fiber artist, **Merle Sykora**, is coming back to CMWA by popular demand. Professor of Art at SCSU from 1965-1996, Merle first worked with us a few years ago and provided invaluable advice on individual members' works. He will again offer his advice and expertise at this meeting.

Merle Sykora is a fiber artist who taught art for 36 years, 32 at St. Cloud State. He is a board certified interior designer and ASID professional (American Society of Interior Designers). Merle has been associated for 48 years with Tom Olson, an apprentice with Frank Lloyd Wright, who was involved with building, furniture, and lighting design. **You can view his 44' wall hanging at the St. Cloud Public library.**

If you would like to see some of Merle's work, head over to the library at St. Cloud State. His work, "Sunshine Rain" was originally created in 1976 for the Biennial International Textile Exhibition, in which one artist from each of the 50 states was invited to participate. Prof. Sykora generously donated the sculpture to SCSU in 2011 and then installed it in the second floor reading court of Miller Center in honor of John Berling, dean of Learning Resource Services from 1977 to 1997.

UPCOMING EVENTS

CMWA Meeting Schedule 2022

All meetings are held at the Paramount Tech Site Building, 248 - 33rd Ave So, Waite Park, MN 56387 unless otherwise noted.

· We are not offering a Zoom option.

OCTOBER 19 MEETING

The October meeting topic will be design and design critique. Bill Gorcica and Merle Sykora will present design principles and critique member's individual work. Please bring in something you have made for presentation and maybe some friendly advice on woodworking artistry!

OCTOBER CLASSES

October classes include Mark Voigt teaching beginning woodworking - building a serving tray, and Bob Van Dyke on table saw jigs and a veneered box.

NOVEMBER 16 MEETING

The November meeting will focus on safety. I am happy to report that Dan Steffens has been successful in planning a demo of the Sawstop flesh sensing safety feature.



MEETING DATES FOR 2022

October 19 – Design and design critique

November 16th – Safety. Saw Stop Demonstration

December 21th – Holiday Pot Luck Social and meeting

OPEN SHOP DATES FOR 2022

Held at the Paramount Tech Site Building, 248 - 33rd Ave So, Waite Park, MN 56387 from 6 to 9 pm the first Thursday and the second Tuesday of each month. Use shop equipment, get some advice, and connect with fellow woodworkers.

November 3, 2022

November 8, 2022

December 1, 2022

December 13, 2022



UPCOMING CLASSES- Events held at:

Paramount Tech Center
248 33rd Ave South
Waite Park, MN 56387

Build a Miter Fold & Veneered Box with Bob Van Dyke- 3 days

October 24, 25, & 26, 2022

Instructor—Bob VanDyke

Fee: \$450 + materials

If you have ever done any re-sawing then you know how cool a book matched panel can be. When you incorporate veneers into your work the possibilities for creating spectacular patterns are almost endless! Book matching is the simple one- but what about radial matching or “book & butt”? In this hands-on class students will each make a small “Miter Fold” box out of walnut and while doing that we will explore the endless possibilities of working with veneer create a striking top for the box.



to



https://paramountarts.org/event/vandykemiterfold_oct2022/

Making Tablesaw Jigs & Fixtures with Bob Van Dyke—3 days

October 27, 28, & 29, 2022

Instructor—Bob VanDyke

Fee: \$450 + materials

The idea of making jigs and fixtures for the tablesaw is always one that creates a lot of debate. Some people insist that they are not worth it and “just do it by hand” while other people love coming up with intricate fixtures that do a specific job really well. Bob’s approach is somewhere in the middle- will the jig be useful enough to be used over & over again and is it better than one that can be easily purchased? This class is Not a beginning tablesaw class. Participants must have some working experience with tablesaws & routers. Note: because of the design of the jigs for the table saw you must have a table saw with a Biessmeyer type fence (i.e., Sawstop, Jet, Powermatic). Bench top or “Job site” saws will not work with these jigs. Specify type of saw you own when registering.



https://paramountarts.org/event/vandyketabllessawjig_oct2022/

BUILDING A BLUEBIRD HOUSE

January 16 & 17

6pm to 8:30pm

Instructor—Mark Voigt

Tech Center, Waite Park, MN

Fee: \$65 - All materials included for one bluebird house.



The perfect class for someone interested in an introduction to art of woodworking and bird enthusiasts alike! The step-by-step guidance of Mark will present students with an opportunity to safely work with basic hand tools to assemble pre-cut boards to create a beautiful bluebird house for your yard. Materials also include a metal stake for mounting your birdhouse, helping keep your feathered friends safe in the summer and easy for you to clean and store during the winter.

*We also welcome students who complete their bluebird house to consider the option of creating an additional hanging wren house! Additional materials fee for the wren house not included in the tuition.



https://paramountarts.org/event/bluebirdhouse_jan2023/

FREE 284-Page
Woodworking Tools Catalog

For a free copy, call or click here.
1-800-683-8170 www.leevalley.com
Lee Valley & Veritas



127 6TH AVE N., ST.

**BE PART OF OUR GROUP BY
ADVERTISING WITH US!**


cmwa.member@gmail.com

for advertising opportunities on our webpage and in this monthly newsletter!

Huge assortment of cabinet and furniture hardware in stock.
Over 12,000 items!

Toll Free: 1-800-383-0130
24 hr. Fax: 1-888-811-9850
Web: www.hardware.com
Email: info@hardware.com

Call for our **FREE 624 page** specification catalog
Woodworker's Hardware
PO Box 180, South Ripley, MN 56379
NOTE: All orders will be shipped Speedee or UPS



Central Minnesota Woodworkers Association
c/o Paramount Center for the Arts
913 West St. Germain Street
St. Cloud MN 56301

2022 ANNUAL MEMBERSHIP RENEWAL

By becoming a member of The Central Minnesota Woodworkers Association, you can take advantage of these benefits!

- ◆ Monthly Educational Meetings
- ◆ Networking with area woodworking enthusiasts
- ◆ Guest Speakers and Seminars
- ◆ Discounts at retailers & mail catalogs
- ◆ Our monthly newsletter by email
- ◆ An ability to ask questions of members through the CMWA web Site

Existing Member Name: Name _____

Any changes to Address, Phone or Email ? _____

New Member Name: _____

Address : _____

Phone : _____

Email: _____

2022 Dues Renewal: \$30

Donations: (Any amount is appreciated) \$ _____

We are a volunteer club.
A little help from all of us makes it all easier!

Check out our Web Site for Club Meetings and topics

www.TheCMWA.com