




# CENTRAL MINNESOTA WOODWORKER'S ASSOCIATION

NOVEMBER 2002

Volume 2  
Issue 11



## MONTHLY MESSENGER

**T**hirty-eight woodworkers turned out for the October meeting. Monte Westphal and Mac Bryant, representatives from Central Minnesota Habitat For Humanity, gave a short talk about their organization. Habitat For Humanity is a Christian-based organization that helps provide low-income families with housing. The families receive help through low interest loans, donated materials and labor and they must provide 300 hours of sweat equity labor per household member. Monte and Mac would certainly appreciate any help our members would like to give to this cause. Galen Keyes, 363-1765, has volunteered to spearhead any volunteer effort on behalf of the club.

Roland Johnson gave a short seminar on hand plane tune-up and uses. He explained the different parts of a plane and showed how to properly sharpen the plane iron and how to set the plane up for use. A well tuned hand plane, particularly a Stanley No.4 smoothing plane, can plane any wood to a glass-smooth finish. Dave Blenkush and John Kirchoff gave us demos of how a sharp plane can plane the most difficult wood, in this case figured hard maple, without tear-out. They got a good workout during the demonstration and Dave got a chance to show off his new Lie-Nielsen smoothing plane. Lie-Nielsen produces reproductions of old Stanley plane designs with high quality materials, manganese bronze in this case, and very high quality machining. [www.lie-nielsen.com](http://www.lie-nielsen.com)

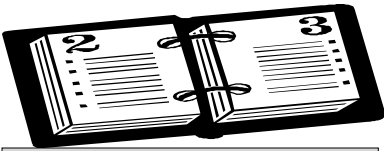
Roland stressed the importance of learning how to sharpen tools. Very sharp tools work with less effort and produce much better results than nearly sharp tools. It takes a little practice and good sharpening equipment to get a "scary sharp" edge, but once a person experiences the joy of using a sharp tool it becomes worth the effort. Good sharpening equipment can be as simple as a piece of plate glass with sandpaper glued to it or can be a set of good diamond stones, Japanese wet stones, or any number of other sharpening devices available through woodworking suppliers. Diamond paste works really well as the last step in getting a razor sharp edge. If a person wants to be a good woodworker, learn how to sharpen!

**CMWA MEETING**  
**October 16, 2002**  
**Mississippi Heights School**  
**7 p.m.**

### **SPECIAL SPEAKERS:**

- Representatives from Central Minnesota's Habitat for Humanity, Monte Westphal, President, and McRay Bryant, Executive Director, explained what their group is all about.
  - Based on volunteers
  - The material for the homes is donated
  - The home is sold to the family at no profit
  - The family receives a low interest loan
  - Families are selected by economic need, but they must have a job
  - The families must be currently living in a situation that is not conducive
  - The family must be willing to partner with Habitat for Humanity and there are specific rules they must agree to:





# NOVEMBER 2002

## Schedule of Events

### November is Glue Month

We will be discussing different types of glue and their uses at the November meeting.

Hide glue, aliphatic resin glue, epoxy, urea-formaldehyde, polyurethane and cyanoacrylate glue will be discussed.

**See you there; 7pm,  
November 20<sup>th</sup>  
at the Mississippi Heights  
middle school.**

Sun	Mon	Tue	Wed	Thu	Fri	Sat
					1	2
3	4	5	6	7	8	9
10	11	12	13	14	15	16
17	18	19	20 CMWA Meeting	21	22	23
24	25	26	27	28	29	30

(Continued from page 1)

- Sweat equity – they must be willing to perform 300 hours per person. The hours must be completed before they can take possession of the house
- There are two homes presently under construction in St. Cloud, 1 in Zimmerman
- These are basic homes, without a garage
- Volunteers are needed for the following:
  - To build homes
  - Serve on committees – fund raising; family support
  - Site supervisors are needed
  - Cabinets are needed for the homes
  - Donations are always accepted – cash, resources, and land
  - If you are interested in volunteering call McRay @ 320-656-8890 or contact CMWA member Galen Keyes.

### HAND PLANE SHARPENING DEMONSTRATION

- There are various types of planes
  - Block plane – open-end adjustable wrench of the hand planes, no shop should be without one
  - Rabbet plane – throat is open on both sides of plane allowing the iron to cut flush with the side of the body. Used for trimming the shoulder on tenons, among other uses
  - Bench plane - #605 Stanley; #5 Jack plane; used for smoothing & joining
  - Smoothing plane - #4 Stanley is the best for smoothing
- The longer the plane the better when flattening surfaces or joining edges



### CMWA Web Site

The club now has a web site thanks to the efforts of Lynn Kull. The web address is: [www.theCMWA.com](http://www.theCMWA.com)  
The site is still under construction, but the Q&A section is up and running so club members can converse on a variety subjects. This will be a great way to get questions answered and to keep up on what's happening with the club.  
Thanks Lynn!



### Visit our website [www.theCMWA.com](http://www.theCMWA.com)

Although the site is still under construction you will find a wood-working forum. You will find this is a great place to ask questions, and share information. Topics will vary and can be changed to allow you to get more out of it. Currently topics include the following:

- Woodworking Q&A Topics General Woodworking Topics**
- Wood & Materials • Glue & Adhesives • Finishing
  - Wood Movement • Joinery • Tools

When you are at our site and logging to set up your user-id, Please set and check that the time zone is correct. Lynn has asked

### WANT ADS

**FOR SALE:** 10 inch Ryobi power miter box. Includes stand with wheels and a 60 tooth Freud blade.  
\$150.00  
Call Greg, evenings @ 320-558-2333

# Tool Show - Tool Show - Tool Show

## November 19-23


## Mathew Hall Lumber Annual Fall Tool Show



Discount on all tools and accessories  
See Tool Reps and Tool Demos Friday  
and Saturday Nov 22-23



## *Upcoming Meeting*



**December** will be a celebration month.

There will be no specific discussion topic at the December meeting. We will celebrate the holiday season with cookies and coffee and lots of conversation. Feel free to bring cookies or other treats. We will supply the coffee.

### Hand Planes

Hand planes are invaluable tools for taking warps out of boards, smoothing difficult grain, trimming tenons for a perfect fit and many other wood removal tasks. Hand planes are categorized by their size and the purpose of the plane. Most plane manufacturers follow the old Stanley numbering system with a No.1 being the smallest bench plane and a No.8 being a long bodied jointer plane.

**Block planes** are small, handy planes that do not have a movable frog supporting the blade and are especially adept at cutting end grain. Instead of a frog most block planes have an adjustable sole plate to modify the throat opening for different cutting needs. The block plane is available in two types; standard and low-angle. The low-angle is the most versatile for around-the-shop use. Block planes work well for flush-trimming solid edge banding on plywood, trimming miters, trimming to a scribe line, and any number of light planning tasks, the open end adjustable wrench of the wood planes.

**Bench planes** can range in size from less than 6in. in length to over 24in. The most commonly used bench plane is the No.4 smoothing plane. The No.4 is small enough to be handy yet long enough to flatten and smooth a surface. The width of the iron is wide enough to do a reasonably quick job of planing a surface yet narrow enough to not need excessive force to shear the wood.

The No.5 bench plane is referred to as a Jack plane. The medium length sole makes the plane acceptable for joining an edge and yet small enough to do an adequate job of smoothing. A “jack of all trades” plane, hence the name.

The longest planes, No.7 and No.8, have long soles that can span the humps and valleys when joining the edge of a board. The length makes it relatively easy to obtain a straight edge or flatten a large panel. Because of the weight of these large planes it takes relatively little down-force on the woodworker’s part to get them to remove wood, resulting in better control when trying to take that last whisker of wood off the edge of a board.

**Specialty planes** are many and varied and usually have very specific woodworking uses. Included in the specialty category are rabbet planes, scrub planes, molding planes and a host of others. One of the best specialty planes to have in the shop is a Stanley No 140 also called a scrub plane. The scrub plane has a blade that is very stout and curved at the cutting edge. A scrub plane quickly and easily “scrubs” wood off a board leaving a rippled surface that can then be smoothed with a bench plane. This plane is really useful for taking the twist out of a board, or removing severe humps on the face of a board.

Rabbet planes have a throat that is open on both sides of the plane body allowing the blade to be adjusted for flush cutting at the bottom side edge of the plane. They are used primarily for trimming rabbets and tenon shoulders but are handy for many other small trimming chores.

This brief overview is intended to give a bit of insight into what the most common hand planes are and what their basic uses are. Hand planes are a pleasure to use and will remove wood faster and neater than a sander and without the noise. Very little dust is created when planing so these tools are a real benefit when dust is a big concern in the shop. They also provide a pretty good aerobic workout.

If you would like to learn more about hand planes, the Taunton Press publishes a book titled *The Hand-plane Book* . Written by Garrett Hack this book is the definitive information source for hand planes.  
[www.taunton.com](http://www.taunton.com)

Roland Johnson

THE NEXT MEETING IS WEDNESDAY, NOVEMBER 20<sup>TH</sup> @ THE MISSISSIPPI HEIGHTS SCHOOL IN SAUK RAPIDS. SEE YOU THERE!

**PAGE 4**



## ELECTION TIME

It is time to nominate and elect new officers for 2003. Nominations will be held at the November meeting.

We are going to try a new form of elections this year. If you are interested in holding office in the club, please let us know and we will enter

your name for that office. We will literally draw from a hat to determine the officers for the upcoming year. The offices we will be seeking nominations for are Vice-President, Secretary, Treasurer and FOUR Board members. The Vice-President automatically becomes the President for the following year. The success of our club depends on the efforts of our club officers so if you are interested in helping the club please enter your name in the hat.



Jim Kvidera                      Newsletter Editor  
Mike Stromme                    Asst. Editor / Advertising

### **2002 CMWA Officers and Directors**

Roland Johnson                President  
John Caye                        Vice-President  
JoAnn Johnson                 Secretary  
Bob Burnett                     Treasurer  
Dan Iburg                        Board Member  
Rick Schroeder                Board Member  
Ted Stevens                    Board Member  
Mike Stromme                 Board Member

## MEMBERSHIP DIRECTOR

We are looking a volunteer for the position of Membership Director. The director will keep track of paid members through information supplied by the Treasurer and will keep the membership list updated. The director will also be responsible for sending out dues notices at the end of the year and reminder notices for those who haven't paid their dues by February of each year. A membership list will be sent to all paid members in March of each year. The membership list was generated by Galen Keyes and is very easy to update and work with. If you are interested in helping the club out in this position please contact Roland Johnson @ 968-7194.  
Thank you

## Hand Plane Meeting Notes Continued from Page 2

*(Continued from page 2)*

- The parts of a plane are:
  - Lever Cap
  - Cap Iron – strengthens the iron, rolls the chip up
  - Iron – does the cutting, also referred to as the blade
  - Frog – blade support; lateral adjustment on the back; for depth adjustment
  - Sole – bottom of plane body
  - Heel – rear if plane body
  - Toe – front of plane body
  - Throat – gap in the sole that the iron protrudes through, some planes have an adjustable throat
  - Knob – front handle
  - Tote – rear handle
- Generally speaking, planes need to be tuned up upon purchase. Tune up steps are:
  - Take it apart, clean it, put it back together; flat

- ten the sole using plate glass & sandpaper. It is important to have the plane iron in place when flattening the sole.
- Take it apart again; check the small parts
- Check the throat for adjustment frog is adjusted for throat opening
- The Stanley Bed Rock bench plane is the best one to buy. It was the best on the market in its day. Any Stanley plane will work well with a good iron and a tune-up
- By far, the best blade to use is a Hock blade; they come ready to hone. They are not carried locally, so buy direct [www.Hocktools.com](http://www.Hocktools.com)
- Get used to a 25 degree angle when sharpening
- Always plane with the grain, and secure your work
- **LEARN HOW TO SHARPEN YOUR TOOLS!**



CENTRAL MINNESOTA  
WOODWORKER'S ASSOCIATION

Organization Address

P.O Box 1955,  
St. Cloud, MN 56302-1955.

Phone: 320-968-8859

ONLINE AT: [www.theCMWA.com](http://www.theCMWA.com)

Email: [newsletter@thecmwa.com](mailto:newsletter@thecmwa.com)




**Central Minnesota  
Woodworker's  
Association**

Mailing Address Line 1  
Mailing Address Line 2  
Mailing Address Line 3  
Mailing Address Line 4  
Mailing Address Line 5



*Celebrating Wood Through  
Fellowship & Learning*



**INSIDE THIS ISSUE:**

OCTOBER MEETING NOTES	1
MINUTES FROM LAST MEETING	1
CALENDAR OF EVENTS	2
MEETING NOTES (CONTINUED)	2
CMWA WEBSITE	3
UPCOMING MEETING & HAND PLANE NOTES	4
MEETING NOTES (CONTINUED)	5
MEMBERSHIP DIRECTOR & ELECTIONS	5



**Central Minnesota  
Woodworker's Association**

**November is Glue Month**

**7pm, November 20<sup>th</sup> at the Mississippi Heights middle school.**

We will be discussing different types of glue and their uses at the November meeting.

Hide glue, aliphatic resin glue, epoxy, urea-formaldehyde, polyurethane and cyanoacrylate glue will be discussed.

*Stick With Us*

**November 19-23  
Mathew Hall Lumber  
Annual Fall Tool Show**